

TIMBERWOOL

SPEC SHEET

- ✓ **Wood fiber acoustical panels**
- ✓ **Absorb echo and reduce reverb**
- ✓ **Eco-friendly, simple base materials**
- ✓ **Cut shapes to fit your design**
- ✓ **Primed and ready to paint**




CUT AND PAINT LIKE WOOD!

Material:	Wood Fibers, Portland Cement, Water
Patterns:	Cementitious Wood Wool Fibers
Features:	Absorb Airborne Sound, Manufactured from Natural Products, Cut and Paint like Wood, Cost-Effective, Fire Resistant
Application:	Offices, schools, music practice rooms, gymnasiums, convention centers, entertainment venues, airports, bars, restaurants, pools, houses of worship, and manufacturing facilities
Thickness:	1" & 2"
Sizes:	24" x 96", 24" x 48", Cuttable to Any Size
Shapes:	Rectangles, Squares, Hexagons, Cut to Any Shape
Edges:	Square, Bevel, Tegal (ceiling grids)
Weight:	24" x 96" x 1" - 32 lbs, 24" x 96" x 2" - 64 lbs
Color:	Primed Clear, Primed White, Paintable
Flammability:	ASTM e84, Class A Passes NFPA 286
Installation:	Mechanical Fasteners

Noise Reduction Coefficient

Size	Mount	125 Hz	250 Hz	500 Hz	1000 Hz	2000 Hz	4000 Hz	NRC
1" Timberwool™ Wood Fiber Panel	Wall Mounted	0.08	0.12	0.26	0.52	0.89	0.60	0.45
2" Timberwool™ Wood Fiber Panel	Wall Mounted	0.11	0.29	0.74	7.08	0.85	1.02	0.75
1" Timberwool™ Wood Fiber Panel	3/4" Airspace	0.10	0.14	0.38	0.78	0.68	0.63	0.50
2" Timberwool™ Wood Fiber Panel	3/4" Airspace	0.10	0.34	0.93	0.91	0.81	0.96	0.75


Available Patterns




HORIZON




PINSTRIPE




CHECKERBOARD




**HALF
DIAMOND**




**DIAGONAL
LEFT**



**DIAGONAL
RIGHT**



CRISSCROSS



**DOUBLE
DIAMOND**

